

"
At Home With Daddy

1977"

A soundscape for two cellos and pre-recorded tape

by
Living String

Introduction: 'Daddy Press the Button'

(listening score)

Child's Voice (Karin)



Daddy Press the button

Daddy Press the button

Press the button

Daddy's Voice

ni nice singin' there by the whole lot lovely harkin' now very nice singin' there by the who there by the

Tape Hiss

Daddy Press the button

the button

Daddy Press the button

very nice singin' there by the who by the whole lot lovely harkin' now very nice singin' there by.



the button

the button

the whole lot the whole lot the whole lot

Part 1: 'White Clouds'

Voices: (Kiam) (Daddy)

Guitar: (ac w/orig pitch & volume)



mf



p

clouds white clouds black sheep

Start off clouds

clouds white clouds black sheep on the hill

mf

p

mf

p

when the wind dies they all stand still when the

mf

when the wind blows they walk away slow white clouds

mf p


white clouds white clouds where do you go

p


(left) where do you go (right) where do you go

p

Live Score








play **spaciously** using only **harmonics**



choose and play from these cloud shapes randomly, write the above is being played on tape.

cello's should sit at opposite sides of the room, plenty of space in between.

Take regular pauses. Occasionally turn around to play in the opposite direction.



Listening Score @ 1's 59"

Part 2: 'Jesus Was a Baby'

Voices: (Re: sin) **Tessie was a Baby** **SE: us was a Baby** **a Baby a Baby a Baby His Phillips** **a Baby** **come on Daddy Press the Button**

Waiting Babies: **fine away** **wait til we hear what she's we'll record ye in stereo**

Guitar: **Strikes (11)** **Strapped bass strings**

Taps:

Line Score

Cello 1
Play D & A strings only

- When the above starts playing choose from these sketches at random
- Repeat each one for as long as you wish

Play roughly and loudly

con tenuto on the finger board

Portacello **MAKE YOUR CELLO SCREAM!**

Gliss. Portacello double stop

No bow Bang fingers on finger board

Gliss. Portacello double stop

No bow Bang fingers on finger board

Portacello

Portacello **MAKE YOUR CELLO WAIL!**

Cello 2

Play G & C strings only

- When the above starts playing choose from these sketches at random
- Repeat each one for as long as you wish

come on Daddy Press the button
we'll record ye in stereo

Cellos move to the centre of the room and play facing each other.

